

User Guide

ABC-Update V2.1.1

install Windows Updates on demand

Simple as your first ABC
Flexible as an alphabet

February 2018
ABC-Deploy.Com

ABC-Update

User Guide

Table of Contents

What it is and why you might like it.....	3
Requirements.....	3
Downloads	3
Feedback	3
The GUI Version	4
Selecting the basics.....	4
Select what to Report / Install / Uninstall.....	5
eMail and logging options.....	6
Select computers for update	7
Schedule in a Service Window	8
Watching ABC-Update as it updates computers	9
The Command Line version.....	10
Examples	11
Uninstalling Updates.....	14
Filter options	15
Filtering by Category	15
Filtering by KB number.....	15
Filtering by Type.....	15
Filtering by Name / Title	16
Filtering by Date	16
Filtering by query string	17
Controlling reboots and reboot loops.....	17
Logging	17
eMail status.....	18
eMail example.....	18
Exit actions	19
Return Codes.....	19
When used together with ABC-Deploy	20

What it is and why you might like it

ABC-Update is a freeware tool from ABC-Deploy. It can be used as a standalone tool, or in conjunction with software distribution tools like ABC-Deploy, Microsoft SCCM and others.

ABC-Update can report from MS Update servers, or from own managed server (WSUS), and optionally download and install or uninstall updates too.

SysAdmins with responsibility of patching Windows servers and endpoints often face a few frustrations with MS Update or WSUS.

One such is that we want the ability to get these updates installed NOW, when we want, where we want, not when Automatic Update Services decides to.

Another frustration among many admins is that the "Automatic Updates Service" since Vista is such a performance hog. Often severely slowing down the end user experience even hours before patch installations begin.

And many of us share the need to easily see which updates are installed or missing without having to manually be clicking through windows. Plus the ability to script such tasks.

This gap between what Microsoft is offering out of the box, and what many admins really want is what the ABC-Update tool is made to fill.

Requirements

Tested with all Windows versions since Windows XP

.Net Framework V2.0 or higher are required for the clients

.Net Framework V4.5 or higher are required for the GUI version

Microsoft Automatic Update Service must not be disabled at client

Downloads

The tool: [Http://abc-deploy.com/files/ABC-Update.zip](http://abc-deploy.com/files/ABC-Update.zip)

User Guide: [Http://abc-deploy.com/files/ABC-Update.pdf](http://abc-deploy.com/files/ABC-Update.pdf)

EULA: [Http://abc-deploy.com/files/ABC-Update-EULA.pdf](http://abc-deploy.com/files/ABC-Update-EULA.pdf)

Feedback

Your personal feedback, positive, negative and your ideas to improve the product are always welcomed.

Pls. write to ABC-Update@ABC-Deploy.Com

The GUI Version

Selecting the basics

Update Source:

MS Update is Microsoft servers on the Internet.

WSUS will be your own managed server as registered for clients by Group Policy.

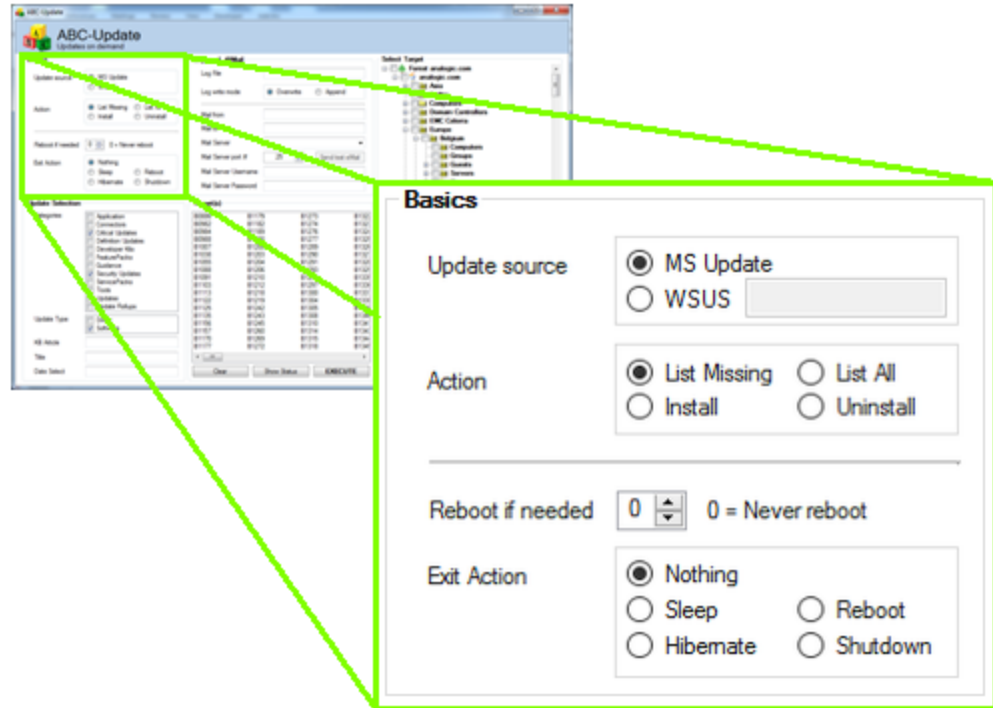
Also possible to type URL path of WSUS server to use.

Action:

Be aware that the "List All" can be slow.

Uninstallation only works with updates which have been installed from a WSUS. This is a limitation of MS Update.

If you try to uninstall updates that is installed from MS Update it only gives the error code 0x80240028 - WU_E_UNINSTALL_NOT_ALLOWED
If you need to uninstall such updates use the Dism.Exe utility available from Windows 7



Select what to Report / Install / Uninstall

Categories:

Combination of “Critical” and “Security” is what MS would refer to as “Important” updates.

Update Type:

MS Updates comes in two flavors
Most users would prefer to get drivers from other sources and only patch software.

KB Article

Each update has a number in the MS Knowledge Base library. And we can filter on these numbers .

Accept a comma separated list of KB numbers
Like: KB2631813,KB2231652,KB2243533

Use a “-” sign in front of a KB number to exclude updates
Like: - KB2631813

Title:

Updates can be selected from their title.

- * Matches anything
- % Matches one character
- # Matches one digit

Comma separated list is accepted

Like: *.NET*,*Microsoft Office*2010*

Use a “-” sign in front of a title pattern to exclude updates with this title match

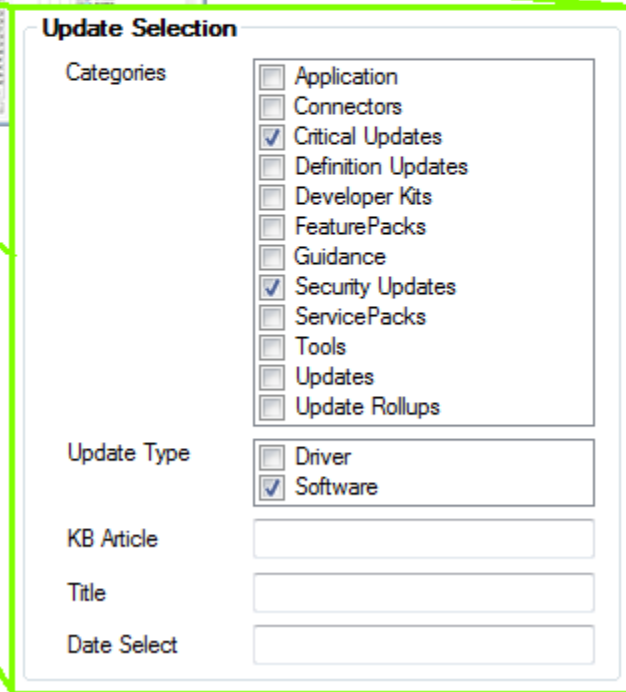
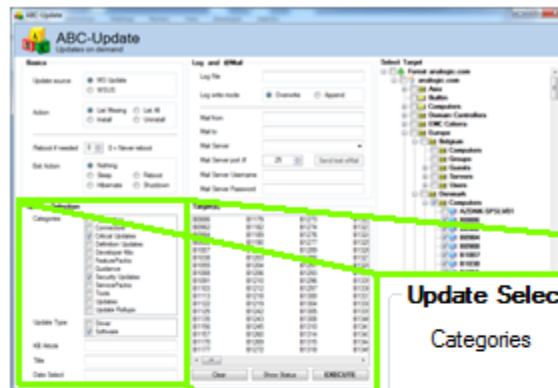
Like: -*SilverLight*

Date Select:

Some of us do not want to install the latest updates. With ABC-Update you can select updates based on a date interval. Like for instance “all updates more than 30 days old”

Format: From-To
Default *,*
*,dd.mm.yyyy
dd.mm.yyyy,Now
dd.mm.yyyy,-30

Meaning all
from anytime to dd.mm.yyyy
from dd.mm.yyyy to Now
from dd.mm.yyyy to 30 days ago



eMail and logging options

Log File:

ABC-Update can log all activity to a file on the client. Logging also works in the cases where you use ABC-Update to control a reboot loop then the log file will contain data from all iterations.

Log write mode:

Choose to append or overwrite

Mail options:

ABC-Update can send status eMails when finished.

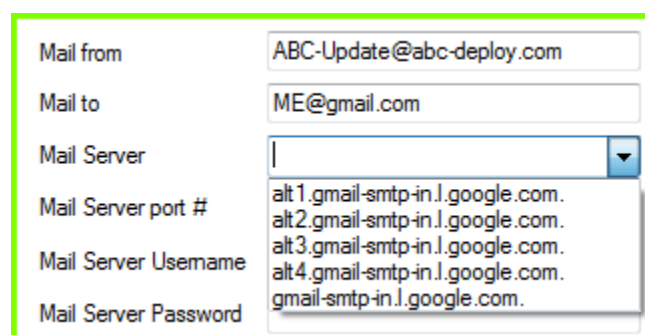
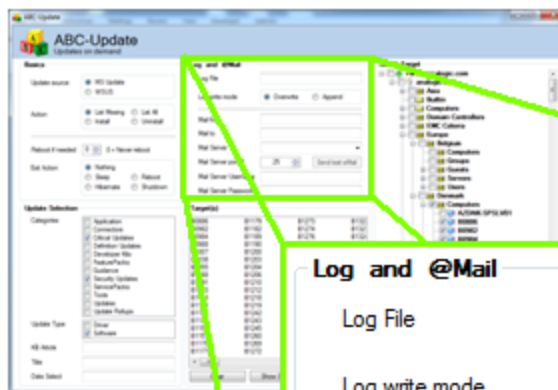
Mail to: Comma separated list accepted

Mail server: Sending SMTP server name or IP address

Port #: Port 25 is default

If sending SMTP server require authentication it is possible to specify username / password and in that case port 587 would often be used, but it all depends on the SMTP server used for mail delivery.

Choice of SMTP server tell the client where it should deliver the eMail, it can be a smarthost on the network or any other SMTP server where the client has access and which is willing to deliver the eMail. Click the “down” arrow to see a list of possible choices found from the “To Address” in the DNS system – while this will work for most clients there might be local policies and restrictions enforced that require another SMTP server.



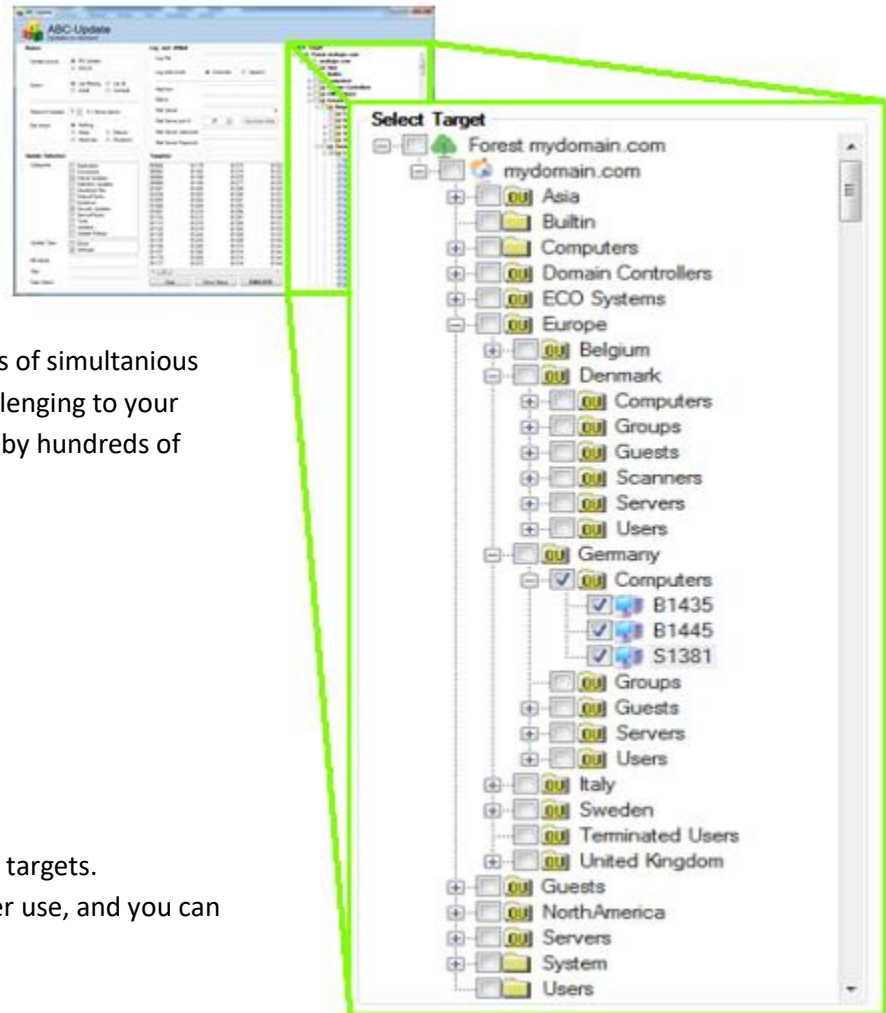
Showing SMTP servers to choose from
Found by looking up MX records for the send to domain

Select computers for update

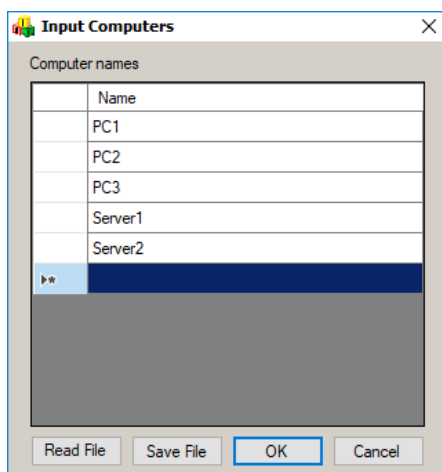
This is your AD browser to select computers for updating.

Clicking an OU which will select all computers in the OU, or even the entire domain can be selected.

While this might include quite many computers it is not a problem to ABC-Update that can easily handle hundreds of simultaneous remote update sessions but it might be challenging to your network or to the WSUS if it gets hammered by hundreds of simultaneous update operations.



Or click the “input” button to write name of targets.
Named targets can be saved to a file for later use, and you can read targets from files.

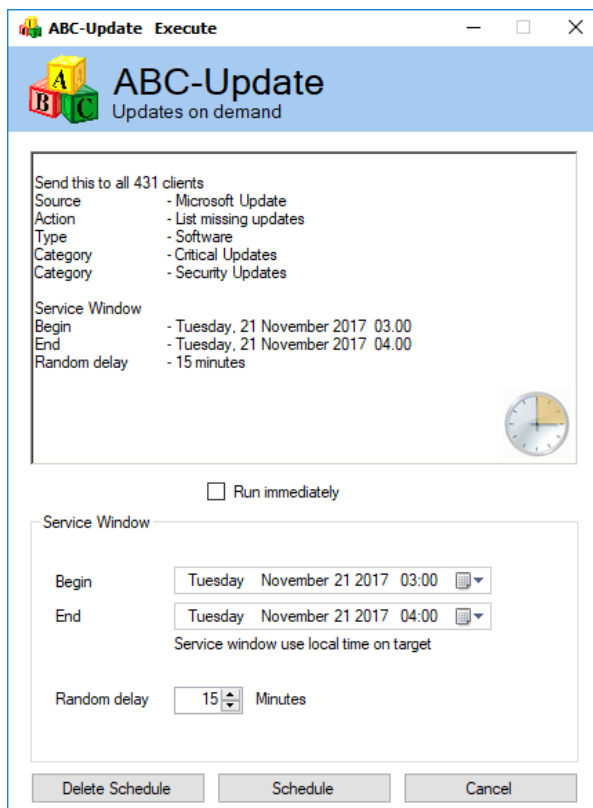


Schedule in a Service Window

For systems that you cannot patch or reboot during work hours it is practical to schedule updates and reboots during night time. Use ABC-Update to define a service window and kick off operations to only run only in that timespan.

As sysadmins we are used to perform critical tasks on servers in the middle of the night, but why not stay in bed and let ABC-Update perform scheduled updates and reboots, and wake up in the morning to check your emails and logs.

Scheduled update tasks are not appropriate for every situation. Some updates or reboots might be too critical to be executed without manual oversight and you will always need to be prepared for something to go wrong. We all experienced servers not starting after a reboot due to some unpredicted error. It might be a nasty hardware error that only shows at the reboot, or an update might show unpredicted negative side effects. However, assuming you've decided that you want to run updates/reboots in the middle of the night, here's how you can do it with ABC-Update.



The scheduled tasks will run at the designated time.

Scheduling is only available in the GUI version, users of the command line version must schedule the execution themselves.

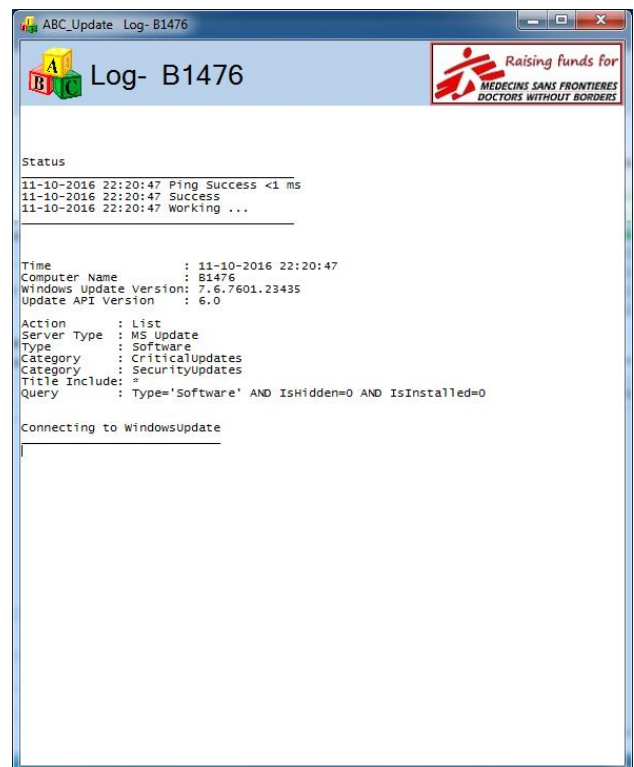
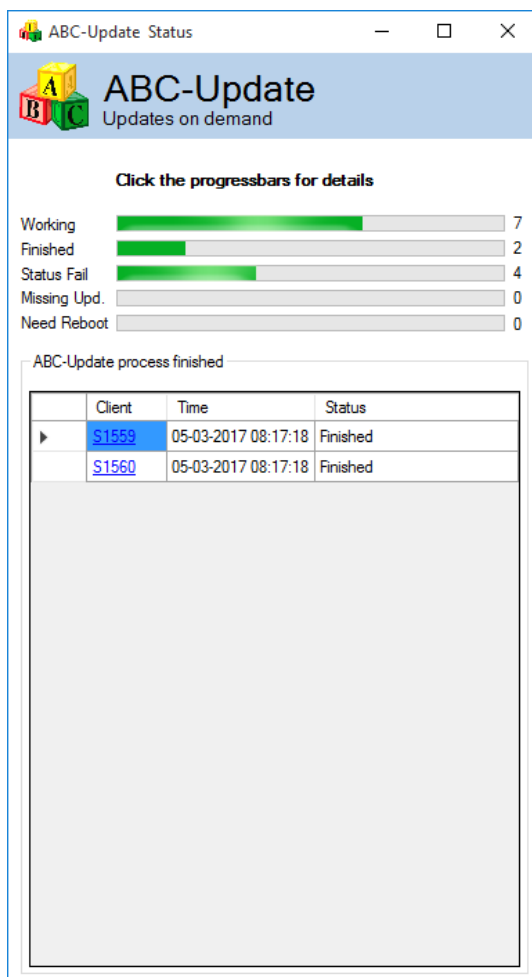
Delete Schedule

Button "Delete Schedule" is used to delete any saved schedules created by ABC-update at the selected machines.

Watching ABC-Update as it updates computers

When targets are selected and the program is kicked off to run at remote PCs then we see a new information window where the process of pinging, starting and executing at the remote locations can be followed. For each step it is easy to see what happens, and when clicking a machine name anywhere in the program we get access to a live log window for that machine where the complete process can be followed in further details.

Live log window from a machine searching for missing updates and installing



The Command Line version

Run without parameters to list all missing relevant updates from MS Update
For syntax information use - ABC-Update.exe /?

```
ABC-Update.exe v2.1.1
List and Install updates from MSUpdate or from managed Server (WSUS)
Documentation: Http://abc-deploy.com/files/ABC-Update.Pdf
Copyright (C) ABC-Deploy - Http://abc-deploy.com

Usage:
ABC-Update.exe
Default is to list applicable but missing updates from MSUpdate

[/A:] Action
Default List
List | Install | Uninstall
[/S:] ServerType
Default MSUpdate
WSUS | MSUpdate
Optional specify WSUS server /S:WSUS=http://myserver.mydomain.com:8530
[/R:] Reboot If Needed (Y/N) | Number
Default N
/R:Y to allow one reboot if needed same as /R:1
/R:number to allow "count" reboots. Example /R:3
[/Q:] Query String
Default IsHidden=0 AND IsInstalled=0
[/T:] Type
Default Type='Software'
Comma separated list of update types to include
/T:Driver or /T:Software or /T:Driver,Software
[/C:] Category(s)
Default include all categories
Comma separated list of Category Names to include
Valid Names:
Application
Connectors
CriticalUpdates
DefinitionUpdates
DeveloperKits
FeaturePacks
Guidance
SecurityUpdates
ServicePacks
Tools
UpdateRollups
Updates
[/K:] KB Article Number(s)
Default include all KB's
Comma separated list of KB Article numbers to include or exclude
Use a "-" sign in front of KB number to exclude an update
[/N:] Name / Title
Default include all titles
Comma separated list of Update Titles to include or exclude
Use a "-" sign in front of Update Title to exclude an update
* Anything
% One character
# One digit
[/D:] Date Interval of update
Default *,* Meaning all
Format: From-To
*,dd.mm.yyyy from anytime to dd.mm.yyyy
dd.mm.yyyy,Now from dd.mm.yyyy to Now
dd.mm.yyyy,-30 from dd.mm.yyyy to 30 days ago
[/Log:]
Filename for logging textual output
File is overwritten if already exist
[/Log_Append:]
Filename for logging textual output
Log data is appended to file
[/MailTo:]
eMail address to receive status when finished
Comma separated list accepted
[/MailFrom:]
eMail address to use as originator of status eMails
[/MailServ:]
Sending SMTP server name or IP address
Optional specify port number smtp.mydomain.com:25 (Port 25 is default)
[/MailUser:]
SMTP Username (If sending SMTP server require authentication)
[/MailPwd:]
SMTP Password (If sending SMTP server require authentication)
[/Exit:]
Exit Action
Default "Nothing"
Valid actions: Nothing | Logoff | Sleep | Hibernate | Restart | Shutdown

Examples:

ABC-Update.exe
Default is to list applicable but missing updates from MSUpdate

ABC-Update.exe /S:WSUS
List applicable but missing updates from WSUS server

ABC-Update.exe /S:WSUS /A:Install /R:N
Install all applicable but missing updates from WSUS Server
No reboot

ABC-Update.exe /S:WSUS /A:Install /R:3 /C:SecurityUpdates
Install all applicable but missing SecurityUpdates from WSUS server
Reboot if needed - Max 3 times

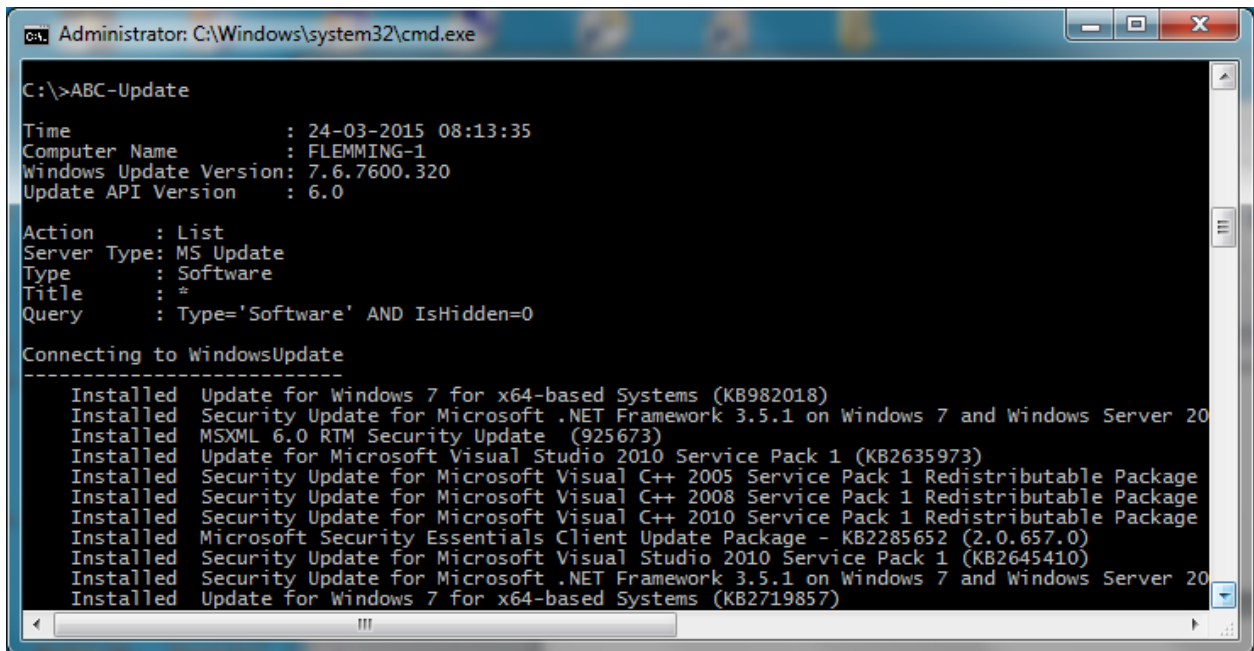
ABC-Update.exe /S:WSUS /A:Uninstall /R:N /K:KB2585542,KB2631813
Uninstall two specific updates installed from WSUS Server
No reboot

ABC-Update.exe /S:WSUS /Q:IsHidden=0
List all applicable updates from WSUS server.
Both Installed and not installed updates
Valid actions: Nothing | Logoff | Sleep | Hibernate | Restart | Shutdown
```

Examples

List all missing relevant updates from MS Update

ABC-Update – Default is to list from MS Update



```
Administrator: C:\Windows\system32\cmd.exe

C:\>ABC-Update

Time           : 24-03-2015 08:13:35
Computer Name  : FLEMMING-1
Windows Update Version: 7.6.7600.320
Update API Version : 6.0

Action       : List
Server Type: MS Update
Type        : Software
Title       : *
Query       : Type='Software' AND IsHidden=0

Connecting to WindowsUpdate
-----
Installed Update for Windows 7 for x64-based Systems (KB982018)
Installed Security Update for Microsoft .NET Framework 3.5.1 on Windows 7 and Windows Server 20
Installed MSXML 6.0 RTM Security Update (925673)
Installed Update for Microsoft Visual Studio 2010 Service Pack 1 (KB2635973)
Installed Security Update for Microsoft Visual C++ 2005 Service Pack 1 Redistributable Package
Installed Security Update for Microsoft Visual C++ 2008 Service Pack 1 Redistributable Package
Installed Security Update for Microsoft Visual C++ 2010 Service Pack 1 Redistributable Package
Installed Microsoft Security Essentials Client Update Package - KB2285652 (2.0.657.0)
Installed Security Update for Microsoft Visual Studio 2010 Service Pack 1 (KB2645410)
Installed Security Update for Microsoft .NET Framework 3.5.1 on Windows 7 and Windows Server 20
Installed Update for Windows 7 for x64-based Systems (KB2719857)
```

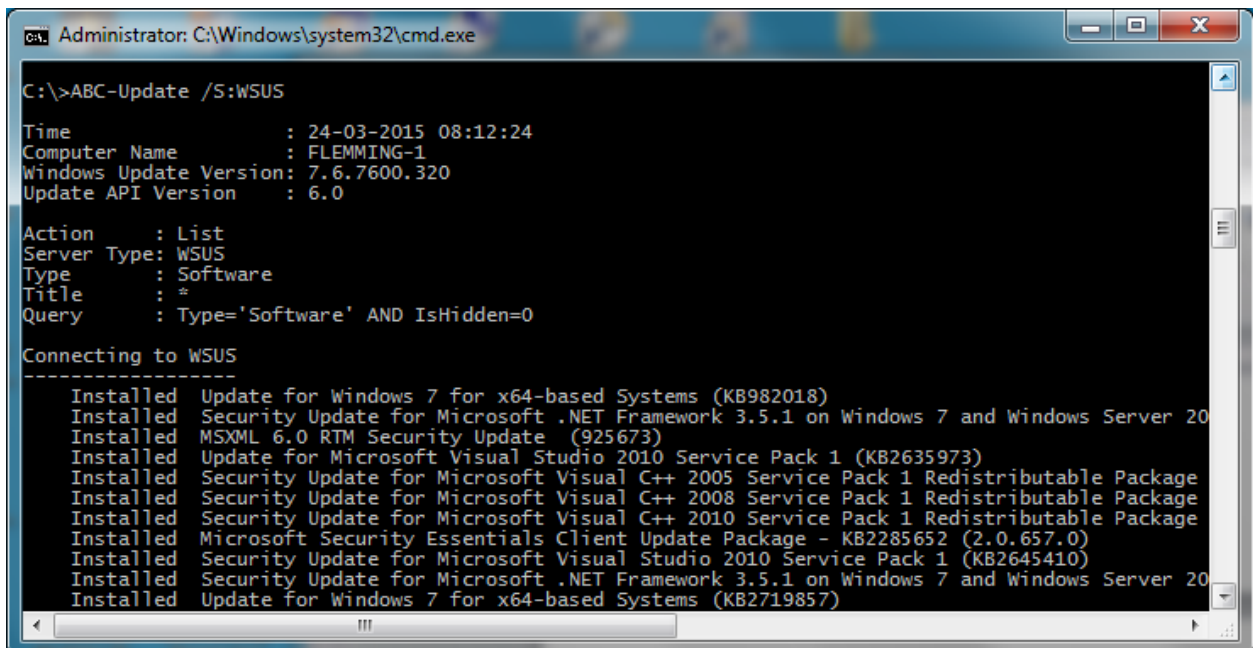
List all relevant missing updates from WSUS server

Output from: ABC-Update /S:WSUS

Optionally specify WSUS server to use if you want to override client default.

For example, enter `http://wsusServer[:port]`, where *wsusServer* is the name of the WSUS server, and *port* is the port number if the WSUS server uses a port other than port 80.

Port 8530 is the most used port for WSUS.



```
Administrator: C:\Windows\system32\cmd.exe

C:\>ABC-Update /S:WSUS

Time           : 24-03-2015 08:12:24
Computer Name  : FLEMMING-1
Windows Update Version: 7.6.7600.320
Update API Version : 6.0

Action       : List
Server Type: WSUS
Type        : Software
Title       : *
Query       : Type='Software' AND IsHidden=0

Connecting to WSUS
-----
Installed Update for Windows 7 for x64-based Systems (KB982018)
Installed Security Update for Microsoft .NET Framework 3.5.1 on Windows 7 and Windows Server 20
Installed MSXML 6.0 RTM Security Update (925673)
Installed Update for Microsoft Visual Studio 2010 Service Pack 1 (KB2635973)
Installed Security Update for Microsoft Visual C++ 2005 Service Pack 1 Redistributable Package
Installed Security Update for Microsoft Visual C++ 2008 Service Pack 1 Redistributable Package
Installed Security Update for Microsoft Visual C++ 2010 Service Pack 1 Redistributable Package
Installed Microsoft Security Essentials Client Update Package - KB2285652 (2.0.657.0)
Installed Security Update for Microsoft Visual Studio 2010 Service Pack 1 (KB2645410)
Installed Security Update for Microsoft .NET Framework 3.5.1 on Windows 7 and Windows Server 20
Installed Update for Windows 7 for x64-based Systems (KB2719857)
```

List, download and install all missing updates of type Software from WSUS. No reboot
ABC-Update.exe /S:WSUS /A:Install /Q:IsInstalled=0 /T:Software

```
Administrator: C:\Windows\system32\cmd.exe

C:\>ABC-Update.exe /S:WSUS /A:Install /Q:IsInstalled=0 /T:Software

Time                : 24-03-2015 08:16:29
Computer Name       : FLEMMING-1
Windows Update Version: 7.6.7600.320
Update API Version  : 6.0

Action      : Install
Server Type : WSUS
Type        : Software
Title       : *
Query       : Type='Software' AND IsInstalled=0

Connecting to WSUS
-----
Missing      Security Update for Microsoft Visual C++ 2010 Service Pack 1 Redistributable Package
Missing      Update for Windows 7 for x64-based Systems (KB3014406)
Missing      Security Update for Windows 7 for x64-based Systems (KB3019215)
Missing      Definition Update for Microsoft Security Essentials - KB2310138 (Definition 1.195.92.0)

Build collection of updates to download:
-----
Adding: Security Update for Microsoft Visual C++ 2010 Service Pack 1 Redistributable Package (KB2565
Adding: Update for Windows 7 for x64-based Systems (KB3014406)
Adding: Security Update for Windows 7 for x64-based Systems (KB3019215)
Adding: Definition Update for Microsoft Security Essentials - KB2310138 (Definition 1.195.92.0)

Downloading 004 updates...
-----
Download Result: Succeeded
Successful downloads:
001 Security Update for Microsoft Visual C++ 2010 Service Pack 1 Redistributable Package (KB2565
002 Update for Windows 7 for x64-based Systems (KB3014406)
003 Security Update for Windows 7 for x64-based Systems (KB3019215)
004 Definition Update for Microsoft Security Essentials - KB2310138 (Definition 1.195.92.0)

004 Updates will be installed now
-----
* Start : 001/004
  Title  : Security Update for Microsoft Visual C++ 2010 Service Pack 1 Redistributable Package (K
  Status : Succeeded, Reboot needed
* Start : 002/004
  Title  : Update for Windows 7 for x64-based Systems (KB3014406)
  Status : Succeeded, Reboot needed
* Start : 003/004
  Title  : Security Update for Windows 7 for x64-based Systems (KB3019215)
  Status : Succeeded, Reboot needed
* Start : 004/004
  Title  : Definition Update for Microsoft Security Essentials - KB2310138 (Definition 1.195.92.0)
  Status : Succeeded

Status
-----
Successes      : 4
Failures       : 0
Reboot requests: 3

C:\>
```

List and install all missing Security Updates from WSUS. Reboot if needed
ABC-Update.exe /S:WSUS /A:Install /R:Y /C:SecurityUpdates /Q:IsInstalled=0

```
Administrator: C:\windows\system32\cmd.exe
C:\>
C:\>ABC-Update.exe /S:WSUS /A:Install /R:Y /C:SecurityUpdates /Q:IsInstalled=0 AND isAssigned=1

Windows Update Version: 7.5.7601.17514
Update API Version: 6.0

Action      : Install
Server Type: WSUS
Query       : Type='Software' AND IsInstalled=0 AND isAssigned=1
Category    : SecurityUpdates

Connecting to WSUS
-----
Missing     Security Update for Windows 7 for x64-based Systems (KB2631813)
Missing     Security Update for Windows 7 for x64-based Systems (KB2585542)
Missing     Security Update for Windows 7 for x64-based Systems (KB2690533)
Missing     Security Update for Windows 7 for x64-based Systems (KB2620704)

Build collection of updates to download:
-----
Adding: Security Update for Windows 7 for x64-based Systems (KB2631813)
Adding: Security Update for Windows 7 for x64-based Systems (KB2585542)
Adding: Security Update for Windows 7 for x64-based Systems (KB2690533)
Adding: Security Update for Windows 7 for x64-based Systems (KB2620704)

Downloading updates...
-----
Download Result: Succeeded
Successful downloads:
1> Security Update for Windows 7 for x64-based Systems (KB2631813)
2> Security Update for Windows 7 for x64-based Systems (KB2585542)
3> Security Update for Windows 7 for x64-based Systems (KB2690533)
4> Security Update for Windows 7 for x64-based Systems (KB2620704)

Updates will be installed now
-----
Start      : Security Update for Windows 7 for x64-based Systems (KB2631813)
Status     : Succeeded, Reboot needed
Start      : Security Update for Windows 7 for x64-based Systems (KB2585542)
Status     : Succeeded, Reboot needed
Start      : Security Update for Windows 7 for x64-based Systems (KB2690533)
Status     : Succeeded, Reboot needed
Start      : Security Update for Windows 7 for x64-based Systems (KB2620704)
Status     : Succeeded, Reboot needed

Booting in 30 sec.
C:\>
```

Uninstalling Updates

The /A:Uninstall option uninstalls updates.

For example, to uninstall KB2631813 and KB2631414

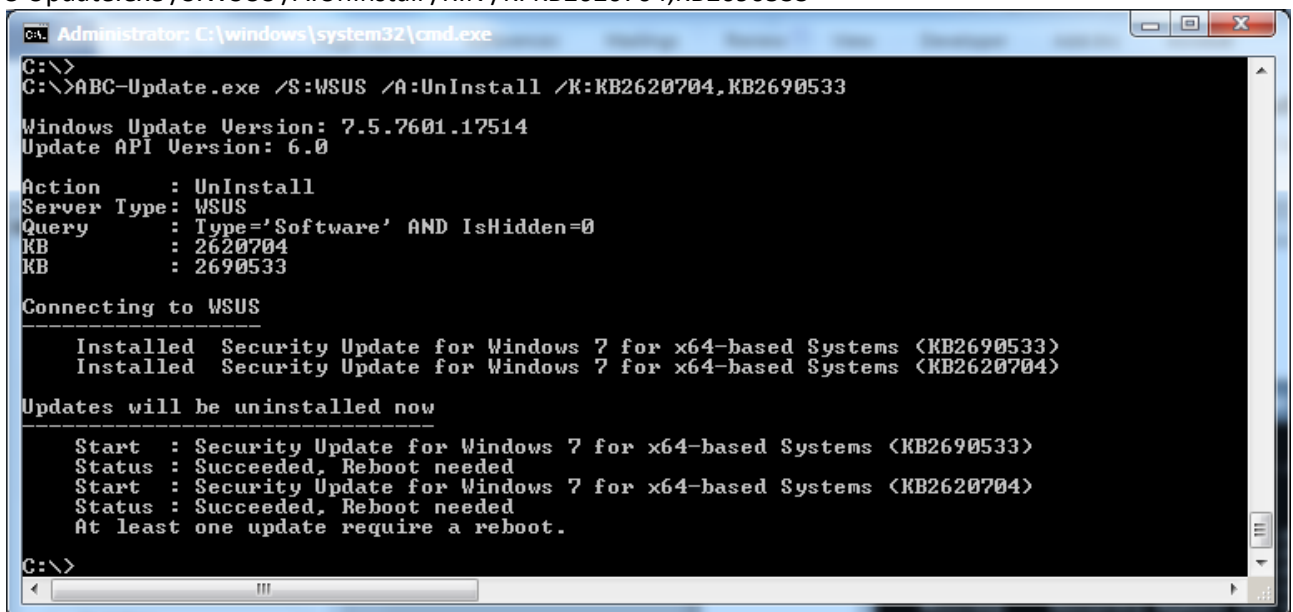
ABC-Update.exe /A:Uninstall /S:WSUS /K: KB2631813,KB2631414

Uninstallation only works with updates which have been installed from a WSUS. This is a limitation of MS Update. If you try to uninstall updates that is originally installed from MS Update it only gives the error code 0x80240028 - WU_E_UNINSTALL_NOT_ALLOWED

If you need to uninstall such updates use the Dism.Exe utility available from Windows 7

Uninstall two named updates. No reboot

ABC-Update.exe /S:WSUS /A:UnInstall /R:N /K: KB2620704,KB2690533



```
Administrator: C:\windows\system32\cmd.exe
C:\>
C:\>ABC-Update.exe /S:WSUS /A:UnInstall /K:KB2620704,KB2690533

Windows Update Version: 7.5.7601.17514
Update API Version: 6.0

Action       : UnInstall
Server Type  : WSUS
Query        : Type='Software' AND IsHidden=0
KB           : 2620704
KB           : 2690533

Connecting to WSUS

Installed Security Update for Windows 7 for x64-based Systems <KB2690533>
Installed Security Update for Windows 7 for x64-based Systems <KB2620704>

Updates will be uninstalled now

Start : Security Update for Windows 7 for x64-based Systems <KB2690533>
Status : Succeeded. Reboot needed
Start : Security Update for Windows 7 for x64-based Systems <KB2620704>
Status : Succeeded. Reboot needed
At least one update require a reboot.

C:\>
```

Filter options

Filtering by Category

Updates are grouped into Categories, and it is possible to filter by Category. And we can filter on these categories with the /C: switch

The switch accept a comma separated list of categories

Like: ABC-Update.exe /C: FeaturePacks, SecurityUpdates, UpdateRollups

Available categories are:

- Application
- Connectors
- CriticalUpdates
- DefinitionUpdates
- DeveloperKits
- FeaturePacks
- Guidance
- SecurityUpdates
- ServicePacks
- Tools
- UpdateRollups
- Updates

Filtering by KB number

Each update has a number in the MS Knowledge Base library.

And we can filter on these numbers with the /K: switch

The switch accept a comma separated list of KB numbers

Like: ABC-Update.exe /K: KB2631813,KB2231652,KB2243533

Use a "-" sign in front of a KB number to exclude updates with this KB number

Like: ABC-Update.exe /K:- KB2631813,KB2231652,KB2243533

Filtering by Type

Updates comes from Microsoft as two types, "Software" or "Driver"

The /T: switch determines which type you will be working with. Default is "Software"

The switch accept a comma separated list of update types

Like: ABC-Update.exe /T: Software,Driver

Filtering by Name / Title

Updates can be selected from their title.

Use the /N: switch to specify a pattern to search for.

Difference between uppercase and lowercase characters are ignored.

* Matches anything

% Matches one character

Matches one digit

The switch accept a comma separated list

Like: ABC-Update.exe /N: *.NET*,*Microsoft Office*2010*

Use a "-" sign in front of a title pattern to exclude updates with this title match

Like: ABC-Update.exe /N: *.NET*,-*Microsoft Office*2010*

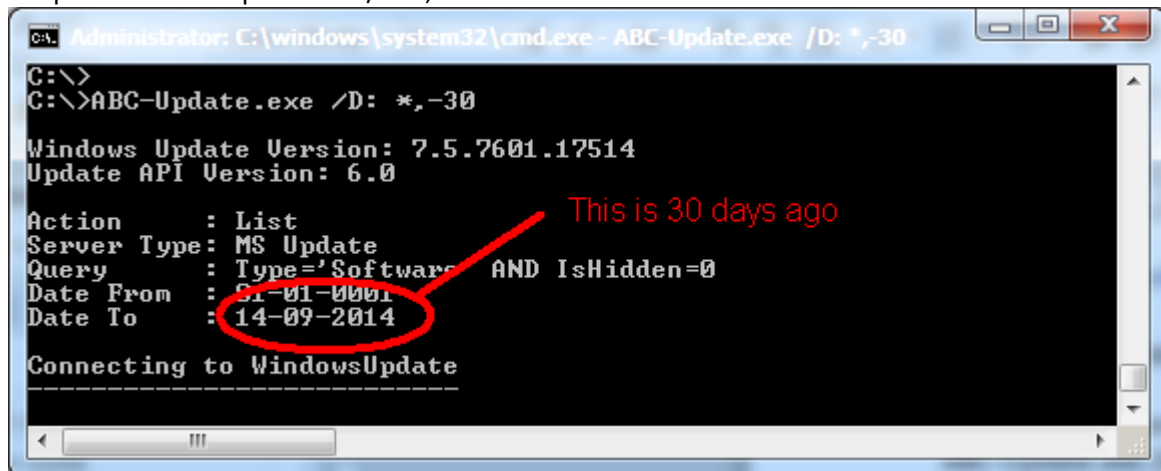
Filtering by Date

Some of us do not want to install the latest updates. With ABC-Update you can select updates based on a date interval. Like for instance "all updates more than 30 days old"

Controlled by the /D: switch

[/D:] Date Interval of update			
Format: From-To			
Default	*,*	Meaning	all
*,dd.mm.yyyy		from anytime	to dd.mm.yyyy
dd.mm.yyyy,Now		from dd.mm.yyyy	to Now
dd.mm.yyyy,-30		from dd.mm.yyyy	to 30 days ago

Output from ABC-Update.exe /D: *,-30



```
C:\>
C:\>ABC-Update.exe /D: *,-30

Windows Update Version: 7.5.7601.17514
Update API Version: 6.0

Action      : List
Server Type : MS Update
Query       : Type='Software' AND IsHidden=0
Date From   : 11-01-0001
Date To     : 14-09-2014

Connecting to WindowsUpdate
```


Filtering by query string

ABC-Update form and send queries to the relevant update server to select the collection of updates that will be listed, installed, or uninstalled

The available switches to select updates should cover most needs so that you will not need to learn about formatting query strings, but you have the freedom to define the query string yourself if you want.

One example of a query string matching what MS describes as “Express Updates” are:

/Q:"Type=Software AND isHidden=0 and isInstalled=0 and IsAssigned=1"

For more information about formatting queries please visit:

<http://msdn.microsoft.com/en-us/library/aa386526%28VS.85%29.aspx>

Controlling reboots and reboot loops

Use the /R: switch to control reboots after installations or uninstalls

/R:N This is the default. No Reboots

/R:Y to reboot one time if any of the installations or uninstalls are requesting this

/R:count ie. /R:3

Example:

ABC-Update.exe /A:Install /R:3

This will install updates and reboot if needed by any of the installations. The loop will have a maximum of 3 reboots

After each successful update and reboot, ABC-Update.exe start again and continue execution, until max reboot count is reached, or all updates are installed.

Logging

ABC-Update can log all activity to a file. Logging also works in the cases where you use ABC-Update to control a reboot loop. Then the log file will have data from all iterations.

/Log:

Filename for logging textual output

File is overwritten if already exist

/Log_Append:

Filename for logging textual output

Log data is appended to file if it exist

Examples:

ABC-Update.exe /A:Install /Log: C:\Update.Log

Environment variables can also be used

ABC-Update.exe /A:Install /Log: %Temp%\Update_%ComputerName%.Log

eMail status

ABC-Update can send status eMails when finished.

[/MailTo:]

eMail address to receive status when finished

Comma separated list accepted

[/MailFrom:]

eMail address to use as originator of status eMails

[/MailServ:]

Sending SMTP server name or IP address

Optional specify port number smtp.mydomain.com:25 (Port 25 is default)

[/MailUser:]

SMTP Username (If sending SMTP server require authentication)

[/MailPwd:]

SMTP Password (If sending SMTP server require authentication)

eMail example

ABC-Update System: B1476

Time : 14-08-2016 07:50:12
Computer Name : B1476
Windows Update Version: 7.6.7601.23435
Update API Version : 6.0

Action : install
Max reboots : 3
Server Type : MS Update
Type : Software
Title Include: *
Query : Type='Software' AND IsHidden=0 AND IsInstalled=0

Connecting to WindowsUpdate

Missing | 2014-03-21 12:00 | KB2912390 | REV.204 | Security Update for Windows 7 for x64-based Systems
Missing | 2015-03-20 12:00 | KB3035132 | REV.201 | Security Update for Windows 7 for x64-based Systems
Missing | 2015-03-20 12:00 | KB3035126 | REV.201 | Security Update for Windows 7 for x64-based Systems

Build download queue

Adding | Security Update for Windows 7 for x64-based Systems (KB2912390)
Adding | Security Update for Windows 7 for x64-based Systems (KB3035132)
Adding | Security Update for Windows 7 for x64-based Systems (KB3035126)

Downloading 007 updates...

Download Result: Succeeded
001 Security Update for Windows 7 for x64-based Systems (KB2912390)
002 Security Update for Windows 7 for x64-based Systems (KB3035132)
003 Security Update for Windows 7 for x64-based Systems (KB3035126)

007 Updates will be installed now

* Start | 001/007 | KB: 2912390 | Security Update for Windows 7 for x64-based Systems (KB2912390)
Status | Succeeded
* Start | 002/007 | KB: 3035132 | Security Update for Windows 7 for x64-based Systems (KB3035132)
Status | Succeeded, Reboot needed
* Start | 003/007 | KB: 3035126 | Security Update for Windows 7 for x64-based Systems (KB3035126)
Status | Succeeded, Reboot needed

Status

Successes : 3
Failures : 0
Reboot requests: 2

Booting in 30 sec. at 14-08-2016 08:29:51

Exit actions

When the program has finished (Maybe after a series of reboots) you can control what the ABC-Update tool should do next.

/Exit:

Default "Nothing"

Valid actions: Nothing | Logoff | Sleep | Hibernate | Restart | Shutdown

Example:

ABC-Update.exe /A:Install /R:3 /Exit: Sleep

Return Codes

When the program exits it sets one of these return codes.

- 0: successful, no reboot required
- 1: successful, reboot required
- 2: at least one error occurred, no reboot required
- 3: at least one error occurred, reboot required
- 11: no updates downloaded
- 12: error querying MS Update
- 13: error querying managed server
- 20: Syntax Error
- 50: reboot/shutdown initialized successful
- 51: Reboot cycle successfully initiated
- 60: No privileges to install updates

When used together with ABC-Deploy

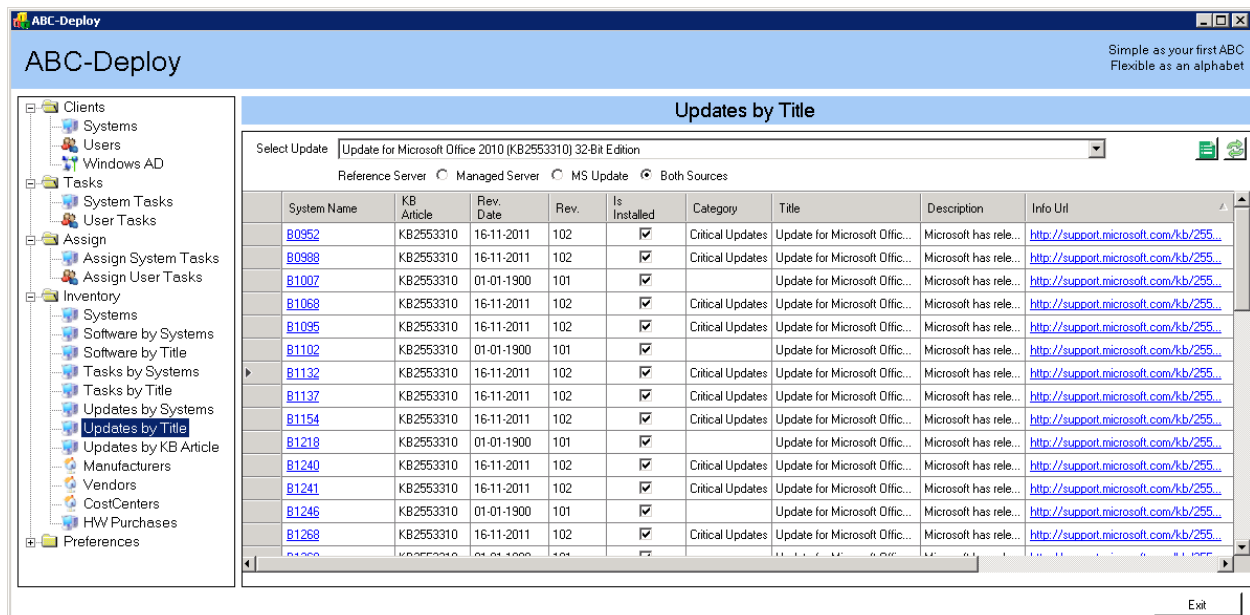
ABC-Update also has a sister tool named [ABC-Deploy](#)

It is a software deployment and inventory tool for Windows and use a policy-driven approach to distribute software or any other scriptable tasks to Windows endpoints. [ABC-Deploy](#) is packed with inventory features and are capable of reporting on patches installed or missing.

[ABC-Deploy](#) is a commercial tool for Windows AD shops scaling to thousands of computers, and it is completely free with all pro features for smaller networks.

Compare versions in [this table](#).

Use ABC-Deploy to remotely install software, follow installations in real time, get email notifications, run software and hardware inventory reports, and download preconfigured tasks from a cloud package library. In addition, you can work with remote tools such as Remote Registry, Remote Command, Remote Uninstall, and Wake on LAN . . . and more
Installs just about anything, and give you all the information IT admins dream of



The screenshot shows the ABC-Deploy application window. The title bar reads "ABC-Deploy". The main window has a blue header with the text "ABC-Deploy" and a tagline "Simple as your first ABC Flexible as an alphabet". On the left is a tree view with categories: Clients (Systems, Users, Windows AD), Tasks (System Tasks, User Tasks), Assign (Assign System Tasks, Assign User Tasks), Inventory (Systems, Software by Systems, Software by Title, Tasks by Systems, Tasks by Title, Updates by Systems, Updates by Title, Manufacturers, Vendors, CostCenters, HW Purchases), and Preferences. The main area is titled "Updates by Title". It features a search bar with the text "Update for Microsoft Office 2010 (KB2553310) 32-Bit Edition" and radio buttons for "Reference Server", "Managed Server", "MS Update", and "Both Sources". Below this is a table of updates.

System Name	KB Article	Rev. Date	Rev.	Is Installed	Category	Title	Description	Info Url
B0952	KB2553310	16-11-2011	102	✓	Critical Updates	Update for Microsoft Office...	Microsoft has rele...	http://support.microsoft.com/kb/255...
B0988	KB2553310	16-11-2011	102	✓	Critical Updates	Update for Microsoft Office...	Microsoft has rele...	http://support.microsoft.com/kb/255...
B1007	KB2553310	01-01-1900	101	✓		Update for Microsoft Office...	Microsoft has rele...	http://support.microsoft.com/kb/255...
B1068	KB2553310	16-11-2011	102	✓	Critical Updates	Update for Microsoft Office...	Microsoft has rele...	http://support.microsoft.com/kb/255...
B1095	KB2553310	16-11-2011	102	✓	Critical Updates	Update for Microsoft Office...	Microsoft has rele...	http://support.microsoft.com/kb/255...
B1102	KB2553310	01-01-1900	101	✓		Update for Microsoft Office...	Microsoft has rele...	http://support.microsoft.com/kb/255...
B1132	KB2553310	16-11-2011	102	✓	Critical Updates	Update for Microsoft Office...	Microsoft has rele...	http://support.microsoft.com/kb/255...
B1137	KB2553310	16-11-2011	102	✓	Critical Updates	Update for Microsoft Office...	Microsoft has rele...	http://support.microsoft.com/kb/255...
B1154	KB2553310	16-11-2011	102	✓	Critical Updates	Update for Microsoft Office...	Microsoft has rele...	http://support.microsoft.com/kb/255...
B1218	KB2553310	01-01-1900	101	✓		Update for Microsoft Office...	Microsoft has rele...	http://support.microsoft.com/kb/255...
B1240	KB2553310	16-11-2011	102	✓	Critical Updates	Update for Microsoft Office...	Microsoft has rele...	http://support.microsoft.com/kb/255...
B1241	KB2553310	16-11-2011	102	✓	Critical Updates	Update for Microsoft Office...	Microsoft has rele...	http://support.microsoft.com/kb/255...
B1246	KB2553310	01-01-1900	101	✓		Update for Microsoft Office...	Microsoft has rele...	http://support.microsoft.com/kb/255...
B1268	KB2553310	16-11-2011	102	✓	Critical Updates	Update for Microsoft Office...	Microsoft has rele...	http://support.microsoft.com/kb/255...

[Click to download ABC-Deploy](#)